

# Lark 12

## Loudspeaker System

### User Guide



## Lark 12

The Peavey® Lark 12 is a compact 2-way permanent installation speaker system. Drive unit includes 12 inch high quality woofer and a 1.75 inch compression driver. Enclosure is constructed of 15mm birch plywood with black textured polyurea paint. Lark 12 can provide a rated power of 500W. Lark 12 input connections are made using a NL-4 4-pin Twist-lock connector. Lark 12 is available in black finishes.

### FEATURES:

- 2-way loudspeaker system
- 1x12" neodymium magnet woofer
- Sound Guard™ tweeter protection system
- 500W continuous, 2000W peak power handling
- 15mm birch plywood construction
- Ultra compact cabinet design

### SPECIFICATIONS

- **Product type:** Loudspeaker system
- **Product model:** Lark 12
- **System type:** 2 way full range
- **Powered:** No
- **Acoustic design:** Front Loaded, bass reflex
- **Crossover type:** Passive
- **HF section:** 1.75 "x1, Polyester, neodymium
- **LF section:** 12 "x1, Carbon fiber, neodymium
- **Frequency response:** 55Hz~19KHz (-3dB)
- **Frequency range:** 45Hz~20KHz (-10dB)
- **Coverage:** 90°x60°(HxV)
- **Max SPL:** 128dB (continuous), 134dB (peak)
- **Power Handling:** 500W(continuous), 2000W(peak)
- **Nominal impedance:** 8Ω
- **Matching amplifier:** Lark2400 (Input sensitivity 1.0V, limiter threshold -3dBu)
- **Signal input:** Speakon NL4x2, 1+1-
- **Installation:** M8 hanging pointx15, M6 hanging pointx2, M35, U-shaped mount (optional)
- **Finish:** Black, matte texture
- **Cabinet material:** 15mm birch plywood
- **Certification:** CE
- **Product Dimensions:** height 620, width 365, depth 306(mm)
- **Package Dimensions:** height 675, width 435, depth 375(mm)
- **Net weight:** 19.3kg(42.5lbs)

## Flying/Rigging Information

### Mounting Information

**CAUTION:** Before attempting to suspend this speaker, consult with a certified structural engineer. Speaker can fall from improper suspension, resulting in serious injury and property damage. Do not suspend or mount any other product or device from this enclosure! Use only the correct mating hardware. All associated rigging is the responsibility of others. Failure to follow proper rigging specifications listed in the manual may result in injury or death.



Whenever possible, in addition to the nominal primary mounting method, use a suitable safety chain or wire rope attached to one of the other groups of fly point inserts, and firmly attached to a suitable structural member as indicated by a certified structural engineer. **CAUTION: ALWAYS USE SAFETY CHAIN.**

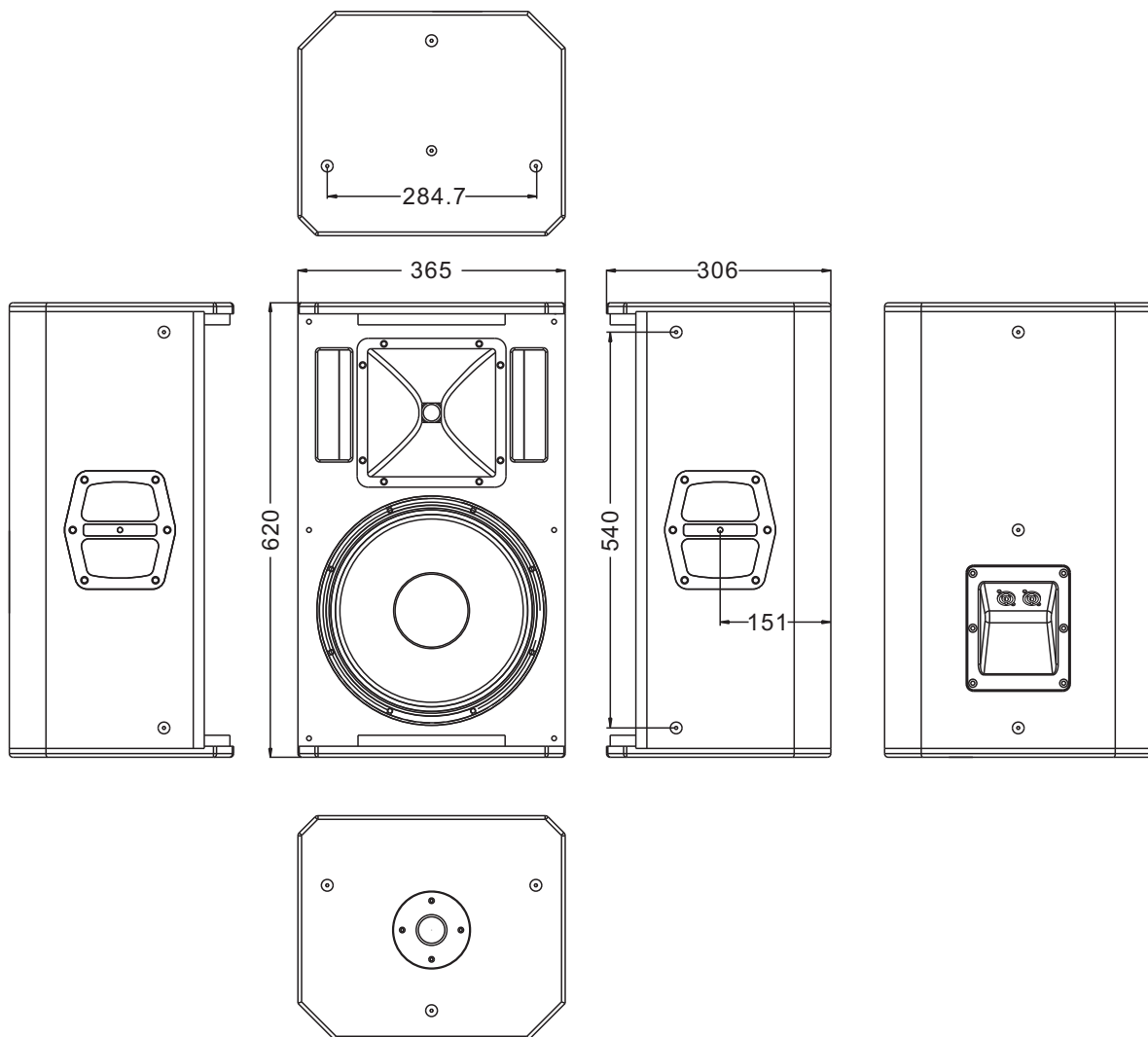
We recommend the use of Thread-locker at the insert point bolts, so the bolts cannot vibrate loose. Never transport the cabinet using the array bracket or other mounting brackets as a structural member, while the cabinet is mounted on an array bracket or other mounting bracket and unsupported otherwise, as this may unduly stress the mounting inserts. **INSPECT RIGGING ANNUALLY .**

This Peavey loudspeaker should be suspended overhead only in accordance with the procedures and limitations specified in the User's Manual and possible manual update notices. This system should be suspended with certified rigging hardware by an authorized rigging professional and in compliance with local, provincial and national suspension ordinances or regulations. **DO NOT OVER TORQUE HARDWARE.**

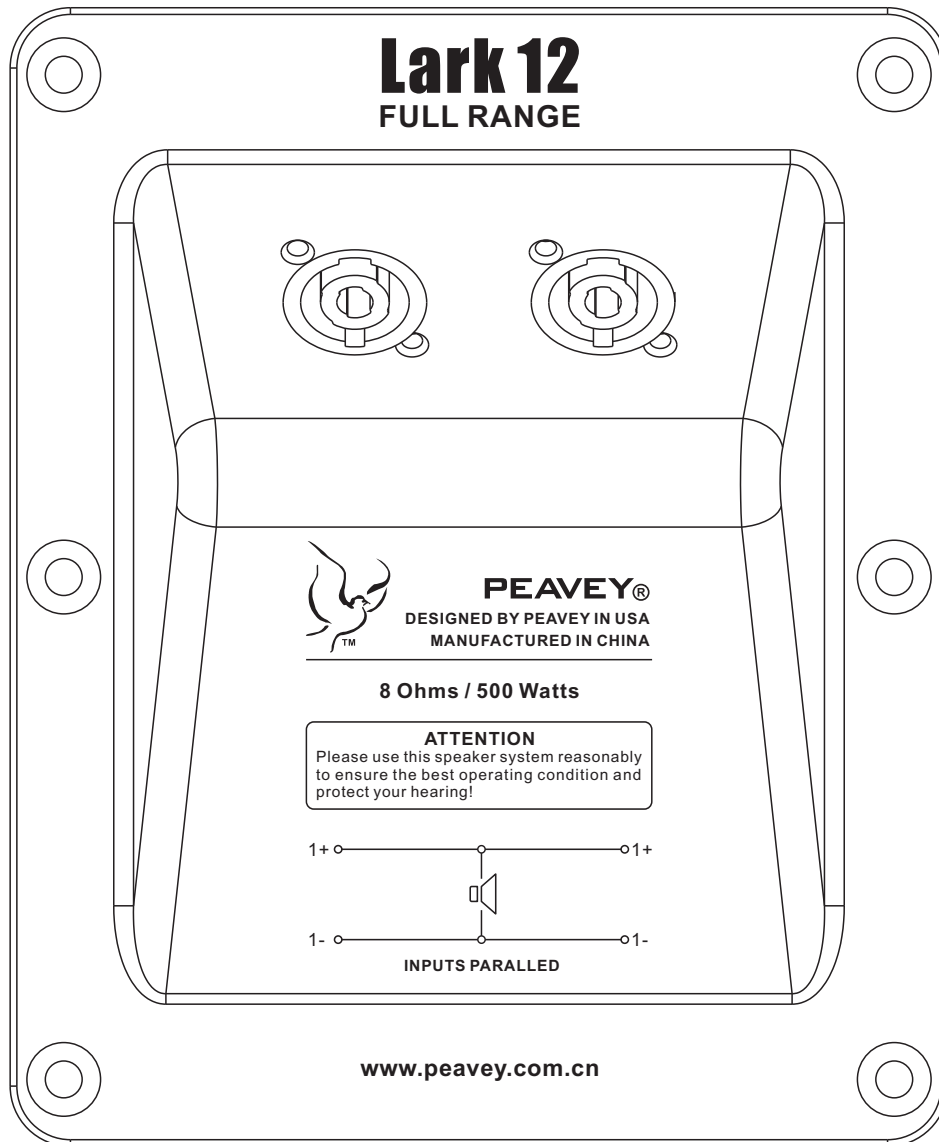
This product is with fifteen M8 1.25 mm per thread threaded mounting suspension points (3 top , 3 bottom, 3 each both sides, and 3 rear) are provided. Please use a metric Grade 8.8 bolt (or better) to mount the bracket, or whatever local, provincial or national suspension ordinances or regulations may additionally require. Make sure the support structure (wall/ceilings) has the necessary mechanical characteristics for the loudspeaker weight, without the risk of a fall that could damage things or cause an injury. Use attachment elements suitable for walls/ceilings (e. g. wall plugs for bricks, concrete, etc.), as per the recommendations of the structural engineer. Do not suspend a loudspeaker by using only one of its mounting points. Meanwhile, the bottom of the enclosure is with a bottom hole, which can be used by the support frame to support the enclosure. **ALWAYS USE PROPER GRADE HARDWARE.**

Dimensions:


Unit: mm



# Input Plate



## Lark 12 loudspeaker system basic optimization data V1.0

<b>Outward</b>				
<b>Model</b>	Lark 12			
<b>Amplifier</b>	Lark 2400 (Input sensitivity 1.0V)			
<b>Controller</b>	Lark 88			
<b>Limiter</b>	Ratio: Limit	Threshold: -3 dB	Attack: 50 ms	Release: 500 ms
<b>Xover</b>	HPF: 55.8~96.9 Hz	Type: LK-24 dB	LPF: 20.16 KHz	Type: Bypass
<b>PEQ1</b>	Freq: 396.9 Hz	Gain: -2 dB	Q: 3	Type: Peak
<b>PEQ2</b>	Freq: 3.56 KHz	Gain: +1.5 dB	Q: 4	Type: Peak
<b>Delay</b>	None			
<b>Polarity</b>	Normal			
<b>Level</b>	0 dB			





[www.peavey.com](http://www.peavey.com)

Warranty registration and information for U.S. customers available online at  
[www.peavey.com/warranty](http://www.peavey.com/warranty)  
or use the QR tag below



Features and specifications subject to change without notice.

Peavey Electronics Corporation 5022 Hartley Peavey Drive Meridian, MS39305 (601)483-5365 FAX(601) 486-1278



Logo referenced in Directive 2002/96/EC Annex IV  
(OJ(L)37/38, 13.02.03 and defined in EN 50419: 2005

The bar is the symbol for marking of new waste and  
is applied only to equipment manufactured after

13 August 2005